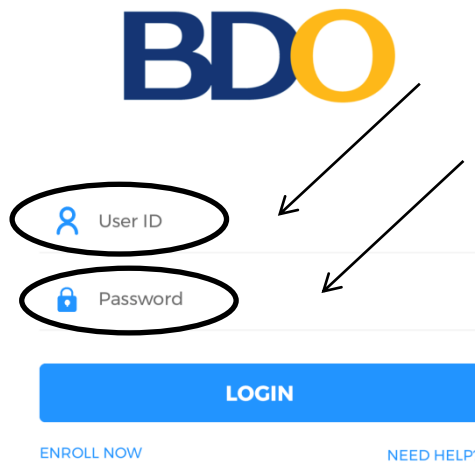



BDO ONLINE: Enroll Merchant

To enroll a merchant via **BDO Mobile App**, please follow the procedure below:

STEP 1

Download the BDO Mobile App

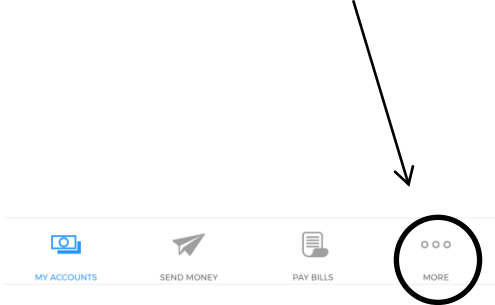


STEP 2

Set up your user ID and password

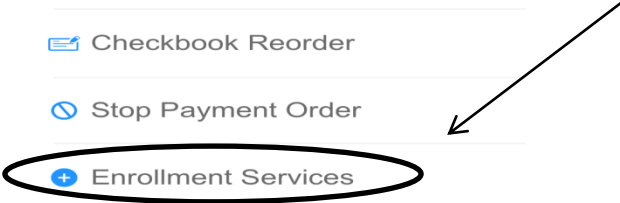
STEP 3

After logging in, click “More” button found at the bottom right of the “My Accounts” screen



Hello there,
Your last log in was on March 22, 2020, & you have 0 failed log in attempts.

- Security Management
- Withdraw
- Deposit
- Prepaid Mobile Reload
- Cash Card Reload
- Credit Card Services
- Checkbook Reorder
- Stop Payment Order
- Enrollment Services**
- Profile Management



STEP 4

Choose “Enrollment Services”

ENROLLMENT SERVICES

Enroll Own Account >

Enroll Another Person's Account >

Enroll Company/Biller >

Enroll Prepaid Mobile Number >

Manage Enrollment >

View Enrollment Status >



MY ACCOUNTS



SEND MONEY



PAY BILLS



MORE

STEP 6

Fill out the following information:

- Choose or Type Miriam College Foundation Inc.- QC as the Company/Biller
- Key in the "Subscriber Number" which is the 10-digit Student No. or 14-digit Bank Reference No. Indicated in the Registration Assessment Form (RAF)
- Type the student's name under the "Subscriber Name"
- Type the preferred name for this Biller under the "Preferred Nickname"
- Proceed with the enrollment by clicking "Continue"

STEP 5

Choose "Enroll Company/Biller"

ENROLL COMPANY/BILLER

Company/Biller
MIRIAM COLLEGE FOUNDATION INC - QC >

Payment Channels
IB >

Subscriber Number
2016100140

Subscriber Name
Maria Dela Cruz

Preferred Nickname
Tuition Maria

RESET

CONTINUE



MY ACCOUNTS



SEND MONEY



PAY BILLS



MORE



Please confirm the details below

Company/Biller
MIRIAM COLLEGE FOUNDATION INC - QC

Product Type
MIRIAM COLLEGE FOUNDATION INC - QC

Payment Channel
IB

Subscriber Number
2016100140

Subscriber Name
Maria Dela Cruz

Preferred Nickname
Tuition Maria

CANCEL

CONTINUE

STEP 7

After checking that all the details are correct, click "Continue"

A confirmation page will appear after a successful bills payment enrollment transaction. This will serve as the proof of your enrollment.



Thank you for using BDO Mobile Banking

Reference No.
MA_OO-20200323-060188

Company/Biller
MIRIAM COLLEGE FOUNDATION INC - QC

Product Type
MIRIAM COLLEGE FOUNDATION INC - QC

Payment Channel
IB

Subscriber Number
2016100140

Subscriber Name
Maria Dela Cruz

Preferred Nickname
Tuition Maria

ENROLL ANOTHER COMPANY/BILLER

MY ACCOUNTS SEND MONEY PAY BILLS MORE

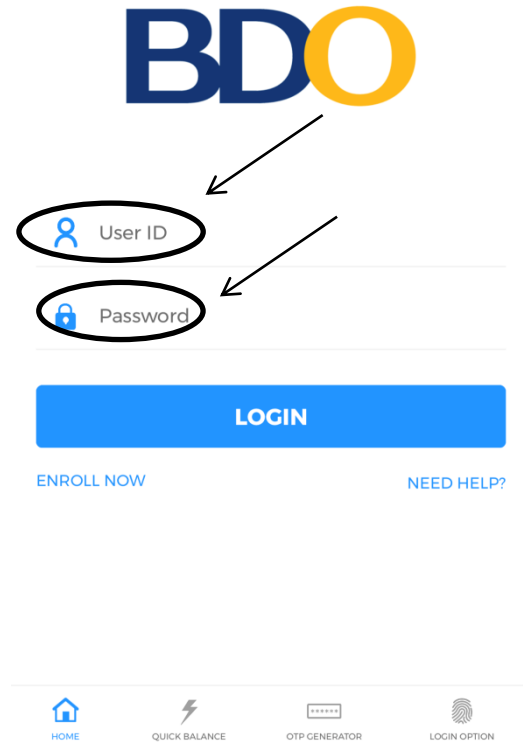
BDO MOBILE APP: Bills Payment

To pay a merchant via BDO Mobile App, please follow the procedure below:




STEP 1

Login to your account using the BDO Mobile App



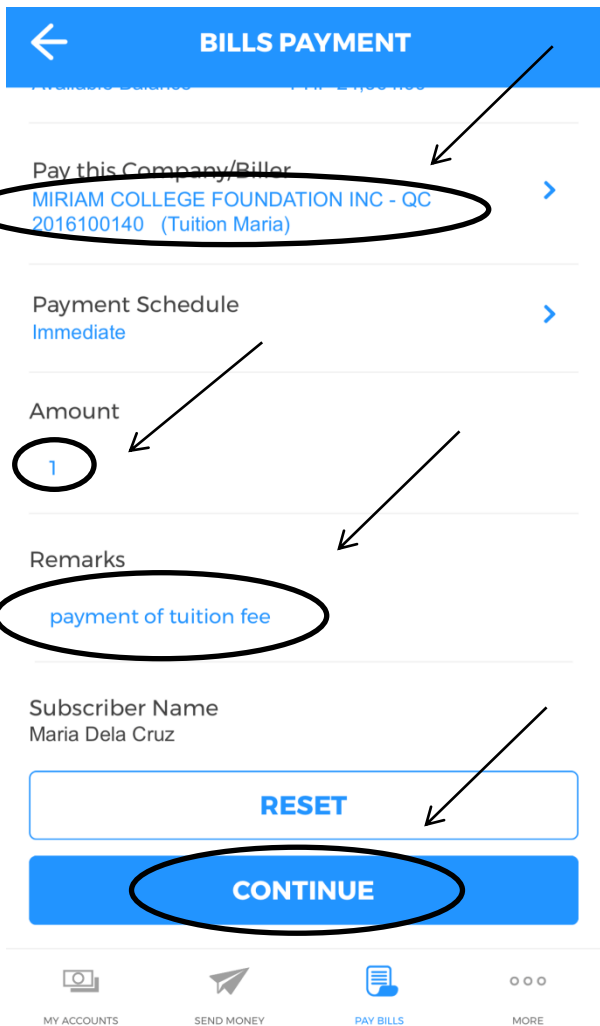
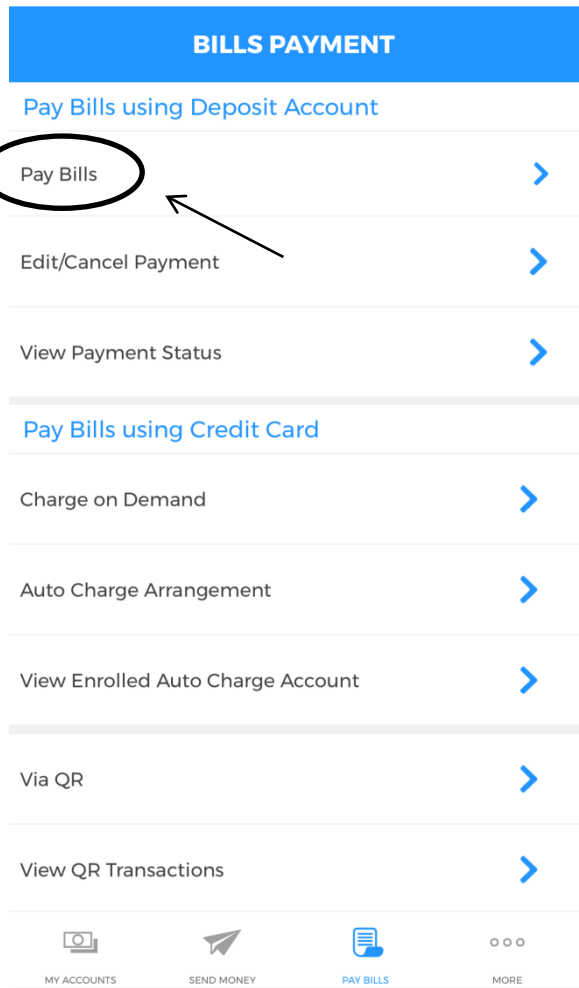
STEP 2

From the “My Account” screen, click “Pay Bills” button



STEP 3

Choose “Pay Bills” under the “Pay Bills Using Deposit Account” tab



STEP 4

Fill out the following information:

- Choose Miriam College Foundation Inc. QC under the “Pay this Company/Biller”
- Type the amount to be paid under “Amount”
- Indicate the nature of the payment under Remarks (e.g. Tuition Fee, Donation, Reservation Fee, Club Fee)
- Click “Continue”

Please confirm the details below

Company/Biller
MIRIAM COLLEGE FOUNDATION INC -
QC2016100140 (Tuition Maria)

From Account
...4532

Amount
PHP 1.00

Remarks
payment of tuition fee

Subscriber Name
Maria Dela Cruz

Subscriber Number

Transaction Type
Immediate

Payment Date
03/24/2020

CANCEL

CONFIRM

STEP 5

After checking all the details are correct, click "Confirm"



Thank you for using BDO Mobile Banking

STEP 6

A confirmation page will appear after a successful bills payment transaction. This will serve as the proof of your payment,

Please forward the confirmation page to mctreasury@mc.edu.ph and mcaccounting@mc.edu.ph

Reference No.
MA_BP-20200324-741039

Payee
MIRIAM COLLEGE FOUNDATION INC -
QC2016100140 (Tuition Maria)

From Account
...4532

Amount
PHP 1.00

Remarks
payment of tuition fee

Subscriber Name
Maria Dela Cruz

Transaction Type
Immediate

Payment Date
03/24/2020